

# SU-877A

# SU-877B

# TU-878A

# TU-878B



**Single Needle Unison Feed Lock Stitcher with Large Hook**

**Single Needle Unison Feed Lock Stitcher with Large Hook and Thread Trimmer**

**Twin Needle Unison Feed Lock Stitcher with Large Hook**

**Twin Needle Unison Feed Lock Stitcher with Large Hook and Thread Trimmer**

SU-877□-□□□

TU-878□-□□□

	A	B	Specifications 005 305
Thread trimmer		Solenoid	
Quick reverse		Solenoid	

## Specifications

	877A	877B	878A	878B
Specification	005	305	005	305
Application	Medium, heavy, and extra heavy materials			
No. of needles	1		2	
Max. sewing speed	3,000 rpm		2,500 rpm	
Max. stitch length	8 mm			
Height of presser foot	Presser bar lifter	11 mm		
	Knee lifter	16 mm		
Height of feed dog	1 mm			
Hook	Double horizontal rotary hook (vertical axis)			
Needle	DP×17 #23	DP×17 #22	DP×17 #23	DP×17 #22
Standard needle gauge	3.2mm (1/8), 4.8 mm (3/16), 6.4 mm (1/4), 9.5 mm (3/8), 12.7 mm (1/2), 15.9 mm (5/8), 25.4 mm (1)			

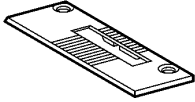
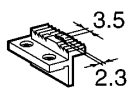
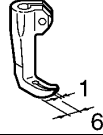

## Sewing speed table

Walking foot movement amount	Sewing speed	
	877A, 877B	878A, 878B
Less than 3.5 mm	3,000 rpm	2,500 rpm
3.5 - 5.5 mm	2,000 rpm	

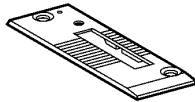
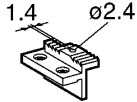
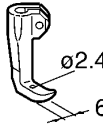

\*Set the sewing speed to the value which is equal to or less than the value shown in the table in accordance with the walking foot movement amount setting. Furthermore, if sewing with a stitch length of 6 mm or more, set the sewing speed to 2,000 rpm or less.

# SU-877 GAUGE PARTS LIST

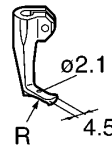


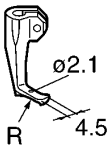
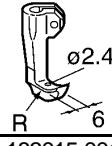

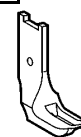

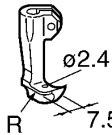

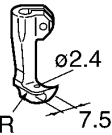
For standard of SU-877A (Standard parts)

Needle plate 150959-001	Feed dog 150960-001	Inner p-footassy 183181-101	Walking foot 150962-001
			

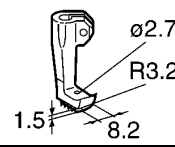
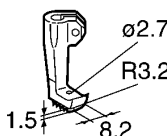
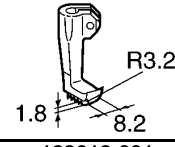
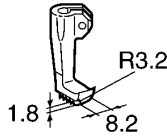
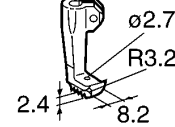
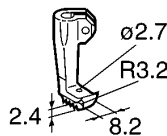
For Thread trimmer of SU-877B (Standard parts)

Needle plate assy, TR 156374-001	Feed dog 156376-001	Inner p-footassy 183007-201	Walking foot 150962-001
			

## Welting feet

Walking foot			Inner p-footassy
3.2 mm 151520-001	4.0 mm 151522-001	4.8 mm 151524-001	183008-001
			
6.4 mm 151526-001	7.9 mm 151528-001	9.5 mm 151530-001	
			
12.7 mm	151532-001		183014-001
			
15.9 mm	151534-001		183015-001
			


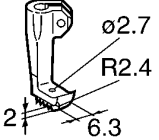

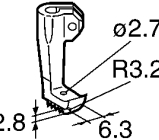

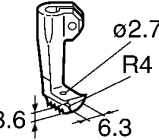
## Welting feet with teeth on inner p-foot assy

Walking foot	Inner p-footassy
4.8 mm 151536-001	183016-001
	
6.4 mm 151538-001	183017-001
	
7.9 mm 151540-001	183018-001
	


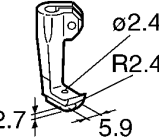

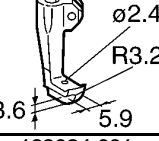

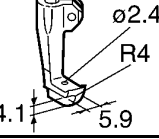

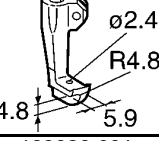

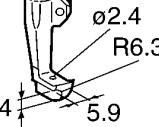
\*Value in the list is welting width.

# SU-877 GAUGE PARTS LIST

## Welting feet with teeth on inner p-foot assy

Walking foot		Inner p-foot assy
4.8 mm	151542-001 	183019-001 
6.4 mm	151544-001 	183020-001 
7.9 mm	151546-001 	183021-001 

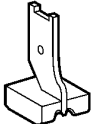
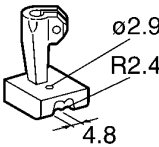
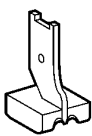
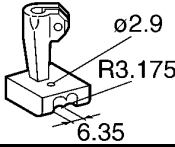
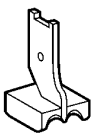
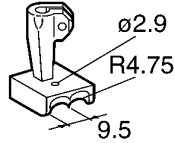
## Curved welting feet

Walking foot		Inner p-foot assy
4.8 mm	151548-001 	183022-001 
6.4 mm	151550-001 	183023-001 
7.9 mm	151552-001 	183024-001 
9.5 mm	151554-001 	183025-001 
12.7 mm	151556-001 	183026-001 

\*Value in the list is welting width.

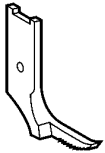
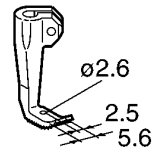
# SU-877 GAUGE PARTS LIST

## Double welting feet

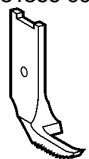
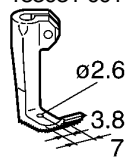
Walking foot		Inner p-footassy	
4.8 mm	151588-001 	183027-001 	
6.4 mm	151560-001 	183028-001 	
9.5 mm	151562-001 	183029-001 	

\*Value in the list is welting width.

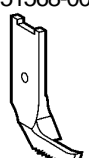
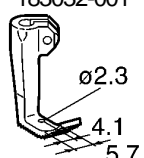
## Feet with teeth, right

Walking foot		Inner p-footassy	
151564-001 	183030-001 		

## Feet with teeth, left

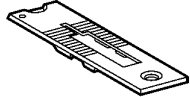
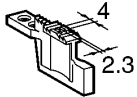

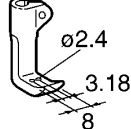

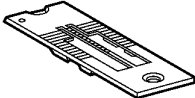
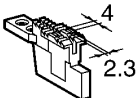

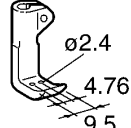


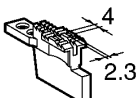

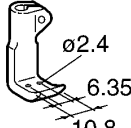
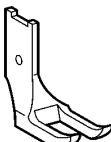
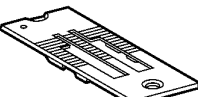
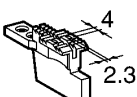

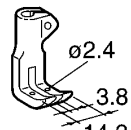
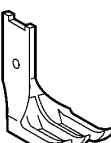
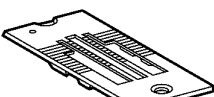
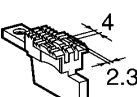

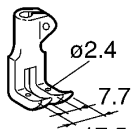
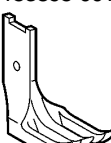

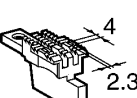

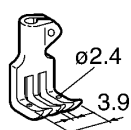
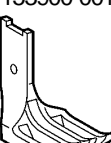

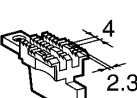

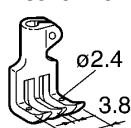
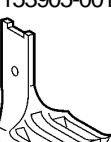

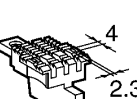

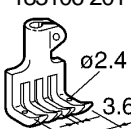
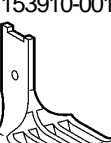
Walking foot		Inner p-footassy	
151566-001 	183031-001 		

## Narrow type feet for leather

Walking foot		Inner p-footassy	
151568-001 	183032-001 		

# TU-878 GAUGE PARTS LIST

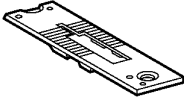
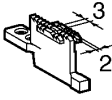

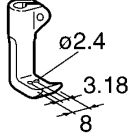

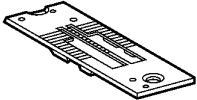
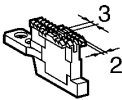
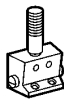
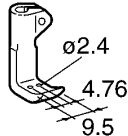
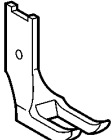
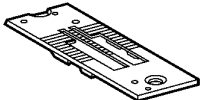
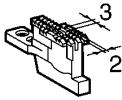
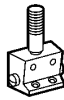
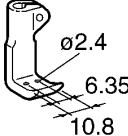

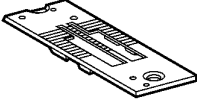
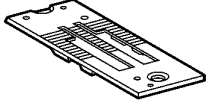
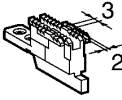
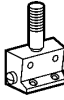
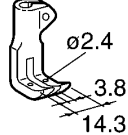
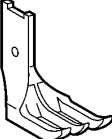
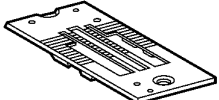
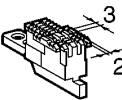
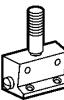
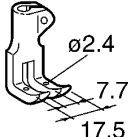
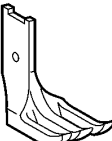

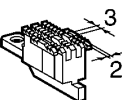
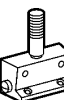
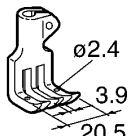
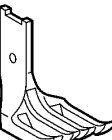
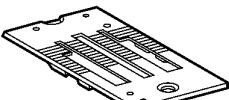

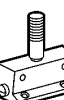
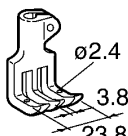

TU-878A For standard of TU-878A

Needle plate		Feed dog	Needle clamp assy	Inner p-foot assy	Walking foot
3.2 mm	158429-001	158430-001	183190-001	183191-201	158431-001
					
4.8 mm	S13585-001	S13588-001	S13628-001	S13629-201	S13587-001
					
6.4 mm	153881-001	153882-001	183095-001	183096-201	153885-001
					
9.5 mm	153886-001	153887-001	183097-001	183098-201	153890-001
					
12.7 mm	153891-001	153892-001	183099-01	183100-201	153895-001
					
15.9 mm	153896-001	153897-001	183101-001	183102-201	153900-001
					
19.1 mm	153901-001	153902-001	183103-001	183104-201	153905-001
					
25.4 mm	153906-001	153907-001	183105-001	183106-201	153910-001
					

\*Value in the list is needle gauge.

# TU-878 GAUGE PARTS LIST

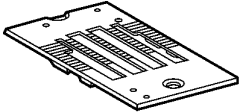
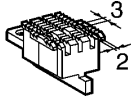

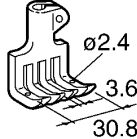

## TU-878B For Thread trimmer of TU-878B

Needle plate		Feed dog	Needle clamp assy	Inner p-foot assy	Walking foot
3.2 mm	S50610-001	S50601-001	183190-001	183191-201	158431-001
					
4.8 mm	S50612-001	S50608-001	S13628-001	S13629-201	S13587-001
					
6.4 mm	S50614-001	S50607-001	183095-001	183096-201	153885-001
					
6.4 mm For Kevlar thread	S50626-001				
					
9.5 mm	S50616-001	S50602-001	183097-001	183098-201	153890-001
					
12.7 mm	S50618-001	S50603-001	183099-001	183100-201	153895-001
					
15.9 mm	S50620-001	S50604-001	183101-001	183102-001	153900-001
					
19.1 mm	S50622-001	S50605-001	183103-001	183104-201	153905-001
					

\*Value in the list is needle gauge.

# TU-878 GAUGE PARTS LIST

For Thread trimmer of TU-878B

Needle plate		Feed dog	Needle clamp assy	Inner p-foot assy	Walking foot
25.4 mm	S50624-001	S50606-001	183105-001	183106-201	153910-001
					

\*Value in the list is needle gauge.